










## 4. PANORAMIC RADIOLOGY

### 4.1 Panoramic Programs

Icon	Program	Exposure time
	Standard Adult	15 s
	Child	13 s
	Half Panoramic Left	8 s
	Half panoramic Right	8 s
	Frontal Dentition	7 s
	TMJ Projections	4 x 2.5 s
	Maxillary Sinus	13 s

### 4.2 Trial Session

- A trial session without irradiation can be started by pressing the TEST key  push-button (9).
- By pressing the exposure hand-switch under the TEST condition the unit performs normally, but X-rays are not generated.
- To exit the TEST mode press again the TEST  key.
- After the execution of a trial exposure without radiation, the rotating carriage moves to the “patient entry” position, and automatically exits from the “test mode” condition.